

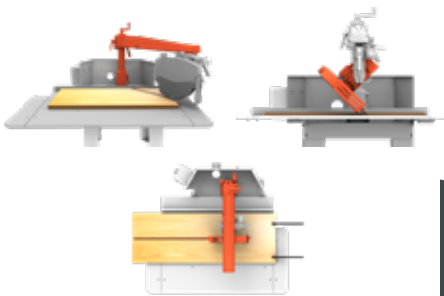


Manual,
radial-arm,
crosscut saw




BEST 960

For straight (90°) and miter (45° left) cross cutting, ripping and bevel cutting at 45° left and right, of wooden-based panels and solid wood boards up to 3mt. For furniture manufacturing and joinery.



VERSATILE

Swivelling arm (0° to 45° left and right) and tilting cutting-head (stop and lock at 45° left) allow many different cutting operations for the greatest versatility. The cutting-head can also turn by 90° for accurate ripping.



SAFE

Sound-insulated, full-cover blade guard with safety microswitch, anti-kickback, well-dimensioned working bench, emergency button and push-sticks definitively contribute to the operator safety during the cutting process.



SOLID AND ACCURATE

Rugged steel construction, arm and base made of cast iron. Interchangeable and tempered-steel made guides. Cutting head sliding on 8 ball bearings for a smooth, precise and effortless carriage movement.

- **Small footprint** : well suited to small workshops
- **Easy to use**
- **Versatile**
- **Useful complement** to panel saws




BEST 960 SERVICE

Worldwide after-sale service.
Real-time, on-line remote assistance through a dedicated augmented reality APP.
Spare-parts availability for up to 10 years, shipment within 24 hrs

DATA SHEET

Max. cutting height:	125 mm
Max. cutting width	865 x 20 h mm
Min. cutting width	770 x 125 h mm
Max. length of workpiece	unlimited
Max. cutting width for ripping	1150 mm
Cutting height at 45°	0 - 150 mm
Min. and Max. cutting width at 45° (right)	565 - 615 mm
Min. and Max. cutting width at 45° (left)	350 - 425 mm
Height of blade from working bench	0 - 150 mm
Blade diameter	400 mm
Blade bore diameter	30 mm
Motor	HP /KW 4/3 RPM 2800
Working bench dimensions	1970x1285 mm
Diameter of dust collection nozzle on blade guard	60 mm
Diameter of dust collection nozzle on rear hood	100 mm
Overall dimensions of full- assembled machine	1970x1732x1598 mm
Package dimensions and weight	1500x1000x620 mm - 311 Kg



HEAVY-DUTY PROFESSIONAL

Well-dimensioned machine, best suited to cut heavy wooden boards and panels. **Max. cutting width up to 865 mm**

CUTTING HEIGHT

CUTTING

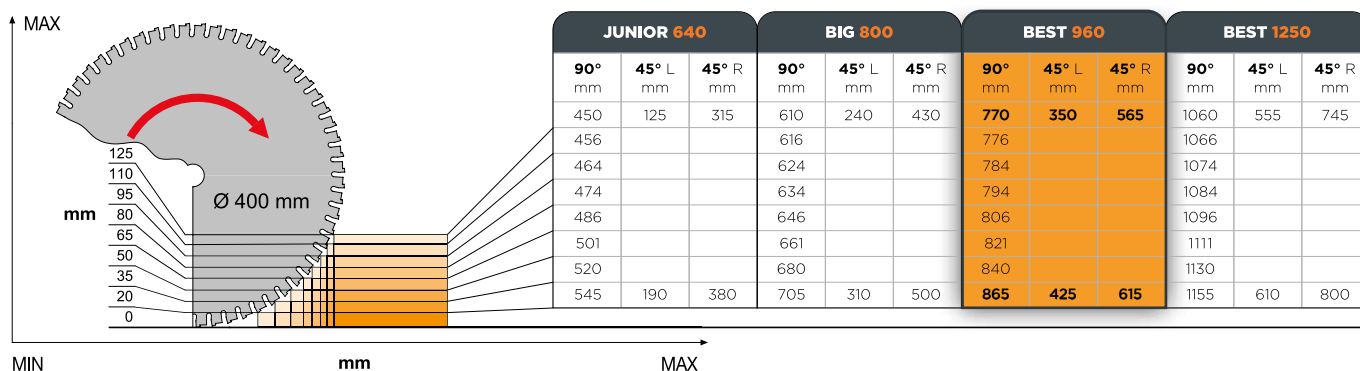
45°
SX



45°
DX

WIDTH

90°



SERVICE

+39 0571 635 433

service@maggi-technology.com

MAGGI TECHNOLOGY

Via delle Regioni, 299
50052 Certaldo (Firenze) Italia

SALES

+39 0571 635 474

sales@maggi-technology.com



MADE
in ITALY